

MSAD 17 Food Service

2017-2018 Review



Food Service Snapshot

- We serve 1,600 breakfast each day (280,000 per year)
- We serve 2,000 lunches each day (350,000 per year)
- We serve 455 a la carte meals each day (78,213 per year)

- Staff
 - 1 Director
 - 1 Asst. Director
 - 1 Secretary
 - 2 Drivers
 - 32 other staff



Food Service Snapshot

- Funding
 - Federal subsidy - Must comply with all federal and state regulations in order to receive subsidy for meals served
 - Revenue from sales to students and staff
 - NO local funding has been needed to fund our program (very rare!!!!)



FY 18 School Year Highlights

- **Western Foothills Harvest Map** by Food Service and Healthy Oxford Hills in collaboration with the Maine Food Atlas, Maine Food Atlas, Maine SNAP-ED, and 5210. Funding was provided by Maine Prevention Services.
 - <http://www.msad17.org/content/western-foothills-harvest-map>
- Participation has been sustained at an increased level.
- Program has remained financially strong and self supporting.
- Wellness Policy was updated, as required by The Healthy Hunger-Free Kids Act of 2010, was adopted Feb 2018.
- New school menu software implemented which allows parents to view menus online and features a mobile app.
- Implemented AndroGov allowing parents to pay on-line.



Challenges

- Aging of equipment (high school is now 20 years old)
 - Walk-in freezer & refrigerator
- Replacements within the last two years: Rowe (freezer, refrigerator), Oxford (dishwasher, refrigerator), Otisfield (Dishwasher), High School (steamer, ice machine), West Paris dishwasher (pending)
- The continuation of Pest Management



Plans for FY 19

- Revamp the Food Service Web Page
- Maine DOE program audit will take place in April 2019
- Evaluate migrating to a cloud-based point of sale system

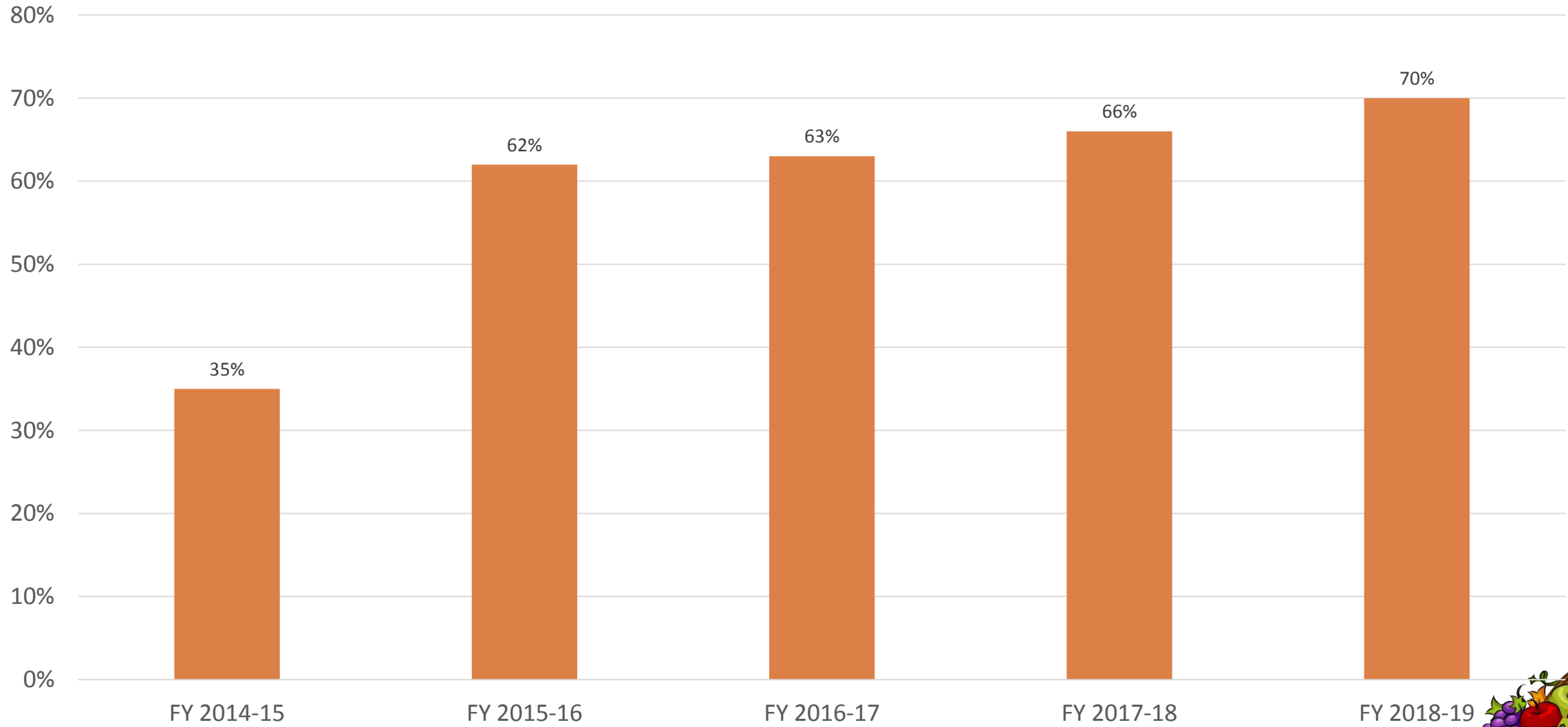


Community Eligibility Provision (CEP)

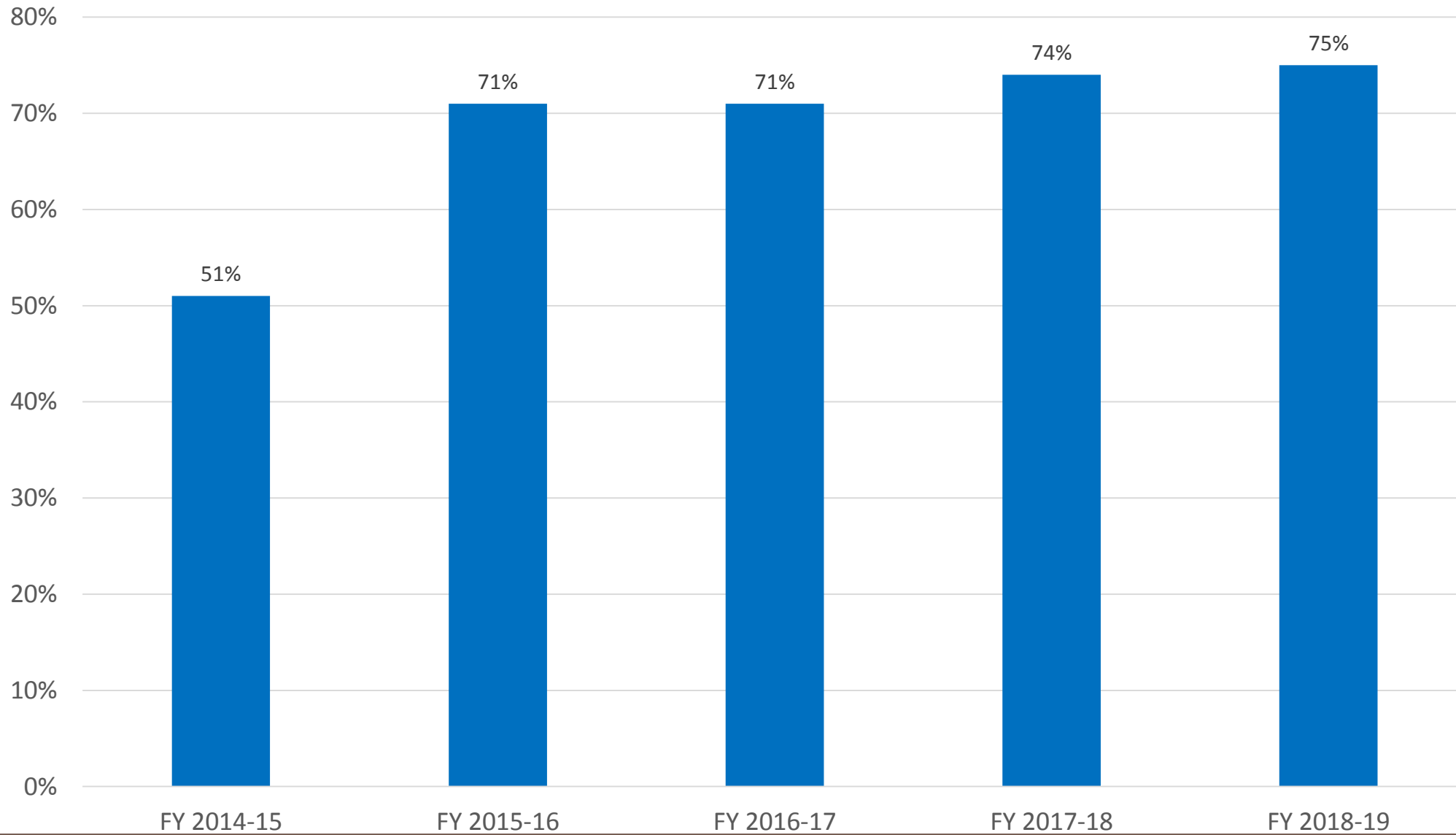
- Schools with directly certified free or reduced student population over 40% are eligible to use CEP, and provide free breakfast and lunch to all students.
 - Directly certified means student(family) is qualified for food stamps or TANIF
- Our district elementary schools transitioned to CEP in FY 2016
- Once eligible, a school stays eligible for 4 years. We may be granted an extension for a 5th year (FY 2020).
- Due to a 13% drop in our directly certified elementary student percentage, it may not be cost effective to participate in CEP after FY 2020.



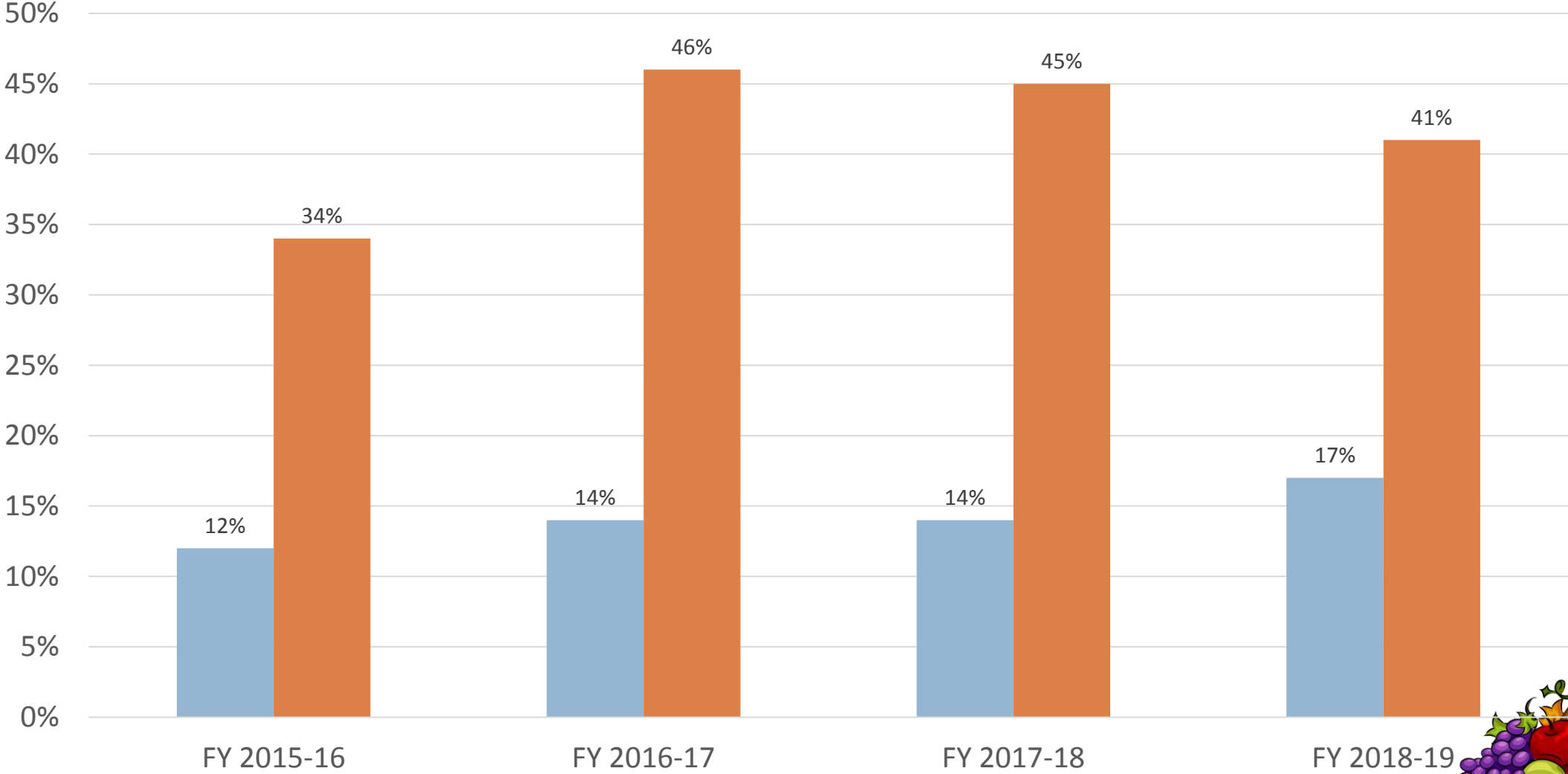
Elementary Breakfast Program Participation



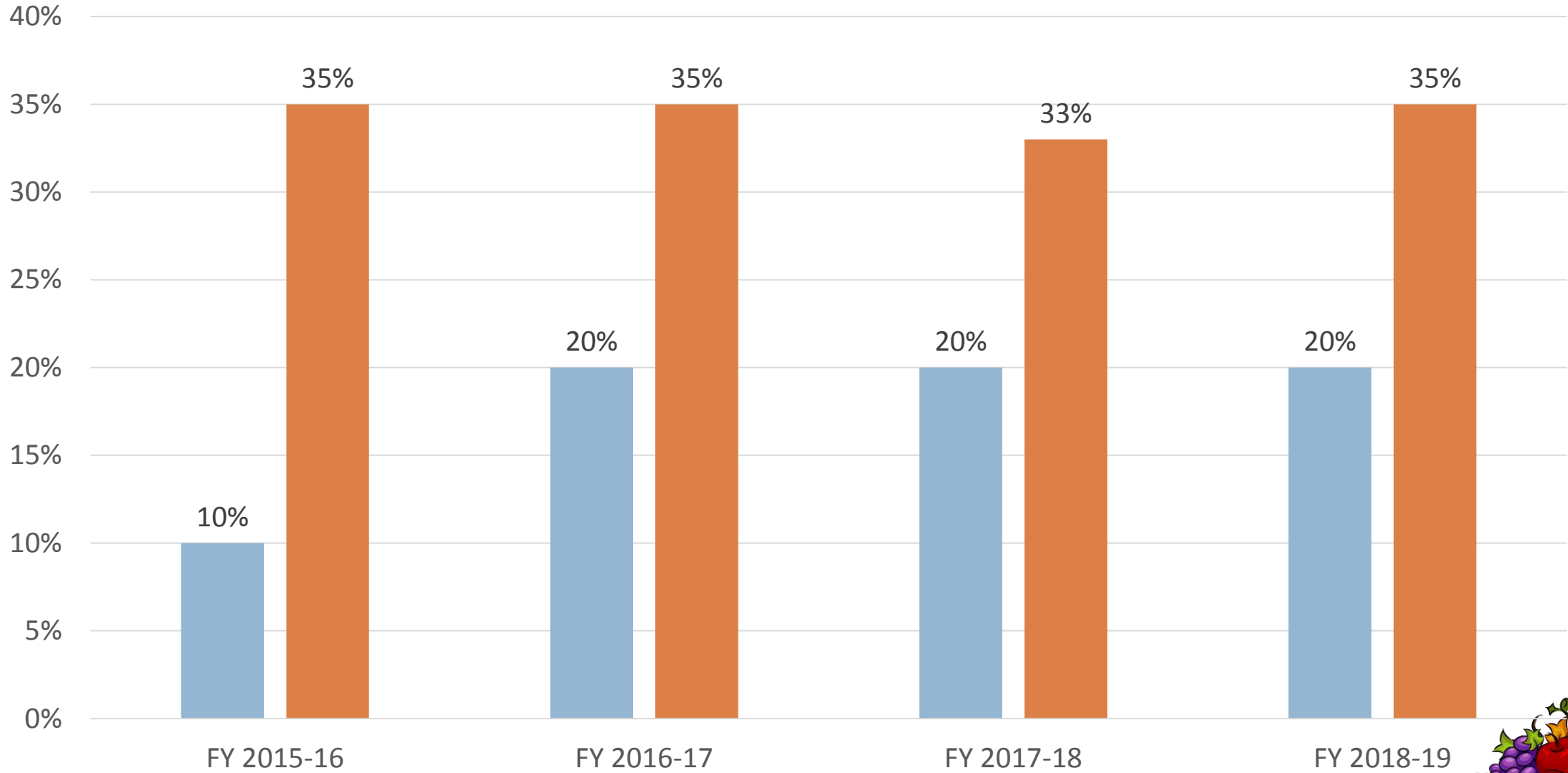
Elementary Lunch Program Participation



Middle School Breakfast Lunch Participation



High School **Breakfast** **Lunch** Participation



Summary of Impact of CEP

- Overall participation in the lunch and breakfast program has increased 30%
- Reduced labor ?
- Increased our bottom line



Financial Highlights

- FY 15 Fund Balance June 30 2015 \$185,691
- FY 16 Fund Balance June 30 2016 \$279,057
- FY 17 Fund Balance June 30 2017 \$333,854
- FY 18 Fund Balance June 30 2018 \$388,667



Questions?

